






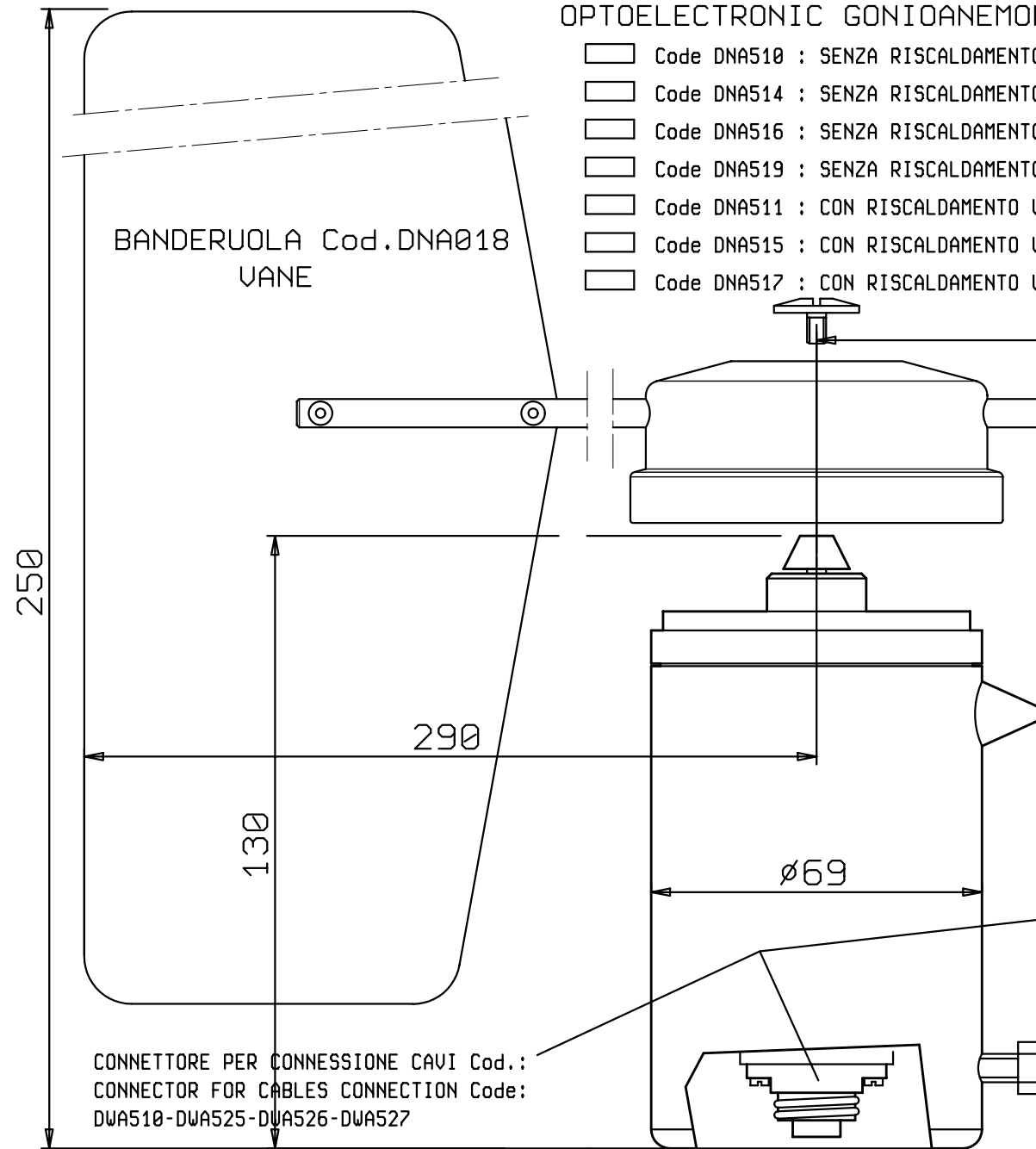

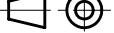


GONIOANEMOMETRO OPTOELETTRONICO AD USCITA NORMALIZZATA CAMPO 0..360°
 OPTOELECTRONIC GONIOANEMOMETER WITH NORMALIZED OUTPUT RANGE 0..360°

-  Code DNA510 : SENZA RISCALDAMENTO WITHOUT HEATER USCITA/OUTPUT 4..20mA ALIM/POWER SUPPLY 24Vac
-  Code DNA514 : SENZA RISCALDAMENTO WITHOUT HEATER USCITA/OUTPUT 0..20mA ALIM/POWER SUPPLY 24Vac
-  Code DNA516 : SENZA RISCALDAMENTO WITHOUT HEATER USCITA/OUTPUT 0..5Vdc ALIM/POWER SUPPLY 12Vdc
-  Code DNA519 : SENZA RISCALDAMENTO WITHOUT HEATER USCITA/OUTPUT 4..20m ALIM/POWER SUPPLY 12Vdc
-  Code DNA511 : CON RISCALDAMENTO WITH HEATER USCITA/OUTPUT 4..20mA ALIM/POWER SUPPLY 24Vac
-  Code DNA515 : CON RISCALDAMENTO WITH HEATER USCITA/OUTPUT 0..20mA ALIM/POWER SUPPLY 24Vac
-  Code DNA517 : CON RISCALDAMENTO WITH HEATER USCITA/OUTPUT 4..20mA ALIM/POWER SUPPLY 12Vdc



N.B.:
Non esporre il sensore agli agenti atmosferici senza la sua banderuola.
Don't leave the sensor in outdoor operations without its vane.
 Il manuale MW6021 del prodotto e' presente nel CD Prodotti LSI ed inoltre sul sito www.lsi-lastem.it
 The MW6021 user's manual for this equipment is inside the LSI's products CD and it is available also on www.lsi-lastem.it

Pin out sul connettore per i sensori: Connector pin out for sensors:						Pin out sul connettore sensori: Connector pin out for sensors:		
DNA510/DNA511/DNA514/DNA515/DNA516/DNA519						DNA517		
Pin						Pin		
1	+Udc Vac(vedi targhetta see label) ALIM/POWER					1	+12V== Alim.Sensore/Probe power	
2	+Sig (vedi targhetta see label)					2	Uscita/Output Sig. +4..20mA	
3	-Sig (vedi targhetta see label)					3	Uscita/Output Sig. -4..20mA	
4	Non connesso Not Connected					4	+12V ==Alim.riscaldam./Heather power	
5	Contenitore/Armature \perp					5	Contenitore/Armature \perp	
6	-Udc Vac(vedi targhetta see label) ALIM/POWER					6	0V ==Alim.sensore e riscaldamento Sensor and heater power supply	
7	Non connesso Not Connected					7	Non Connesso/Not Connected	
c	06-10-05	A.A.	CGC	C.F.	G.C.	INSERITO BANDERUOLA DNA018		
b	07-07-04	A.A.	CGC	C.F.	G.C.	INSERITO NOTA SULLA PRESENZA BANDERUOLA (RAC19/04)		
a	16-02-02	A.A.	CGC	C.F.	C.F.	Elim. collegam.di terra al pin 7 del connettore Modificato pin out per DNA517		
Origine	07-09-98	A.A.	CGC	C.F.	C.F.	Descrizione della revisione		
Esp.di revisione	Data	(R)	(C)	(U)	(A)	Materiale:		
 LABORATORI DI STRUMENTAZIONE INDUSTRIALE S.p.A.						Scala:	 Codice:	Disegno: DISACC3220c
Descrizione: DOC.ACCOMPAGNATORIO GONIOANEMOMETRI AD USCITA NORMALIZZATA NORMALIZED OUTPUT GONIOANEMOMETER						N.di pag. _____		

CONNETTORE PER CONNESSIONE CAVI Cod.:
 CONNECTOR FOR CABLES CONNECTION Code:
 DNA510-DNA525-DNA526-DNA527

ATTACCO PER TUBI DA $\phi 48.5$ A $\phi 50$ mm
 COUPLING FOR PIPE FROM $\phi 48.5$ TO $\phi 50$ mm