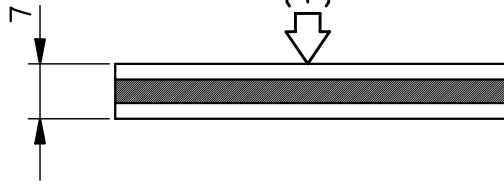
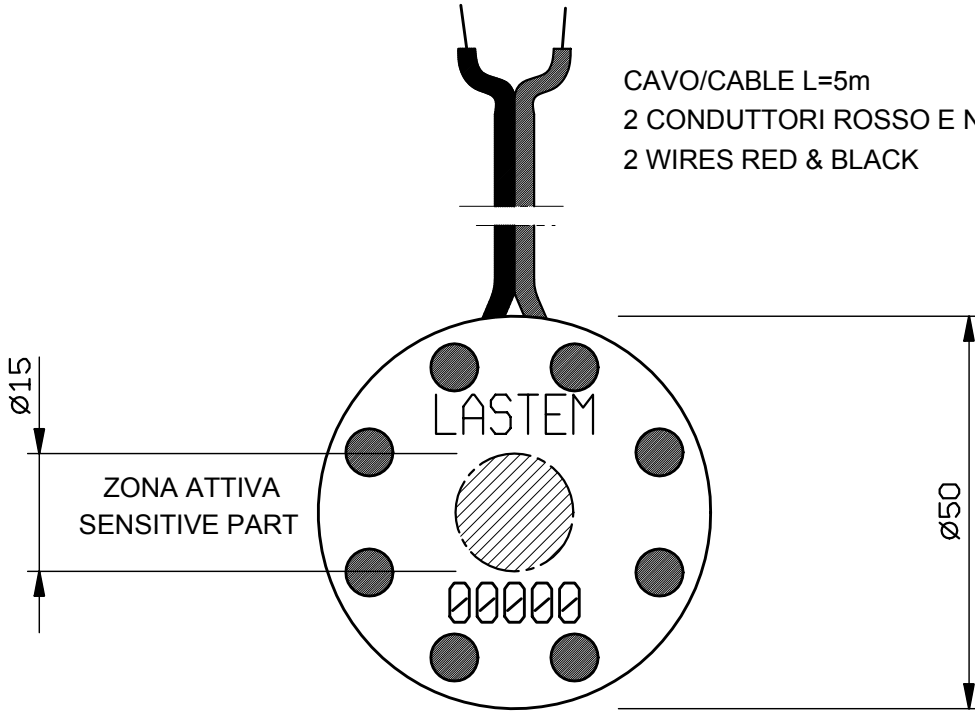


FLUSSO ENTRANTE  
FLUX IN

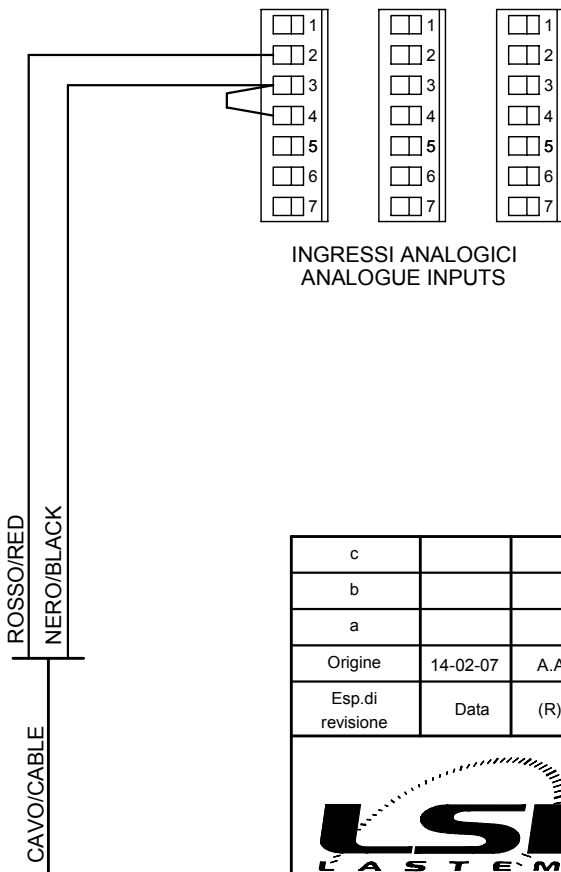
(+)



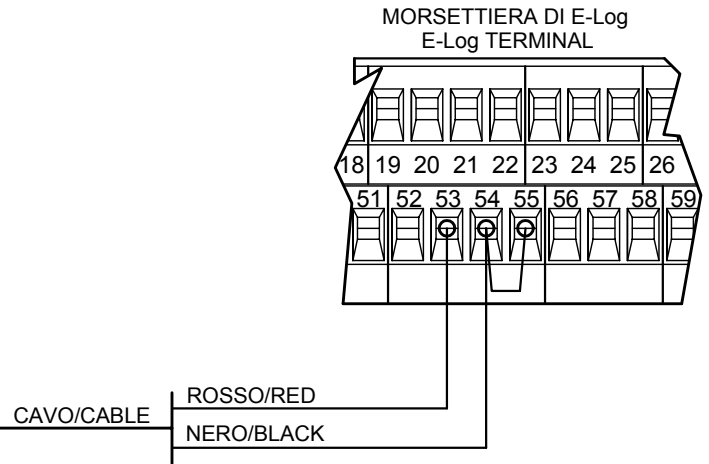
CAVO/CABLE L=5m  
2 CONDUTTORI ROSSO E NERO  
2 WIRES RED & BLACK



SCHEMA DI CONNESSIONE PER BABUC-ABC  
BABUC-ABC CONNECTION



SCHEMA DI CONNESSIONE PER E-Log  
E-Log CONNECTION



c						
b						
a						
Origine	14-02-07	A.A.	CGC	CGC	A.AS.	Descrizione della revisione
Esp.di revisione	Data	(R)	(C)	(V)	(A)	Materiale:



Scala: Codice: **DPE260** Disegno: **DISACC5246**

Descrizione: **FOGLIO ACCOMPAGNATORIO  
SONDA PER LA MISURA DEL FLUSSO TERMICO NEL SUOLO  
SENSOR FOR MEASURING GROUND HEAT FLUX**