



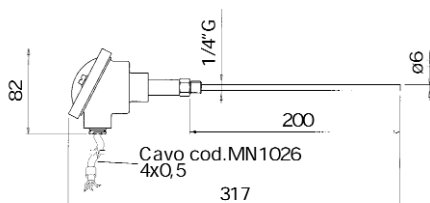
Sensori di temperatura

Temperatura sensors

Le sonde descritte sono particolarmente utilizzate in monitoraggi ambientali e misure industriali. Esse possono essere connesse sia a sistemi di acquisizione LSI-LASTEM sia a utenze diverse. I modelli sono stati raggruppati in funzione dell'utilizzazione.

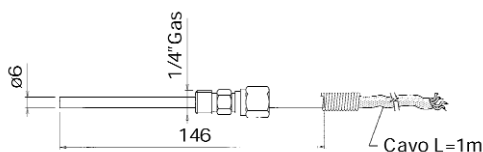
These probes are normally used in environmental and industrial measurement and may be connected to either an LSI-LASTEM acquisition system or a different utility. Models are divided into groups below according to use.

Sonde per rilievi ad immersione / Immersion temperature probes



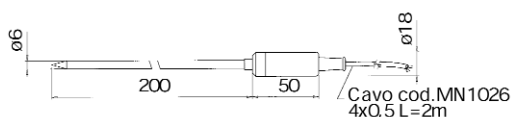
Cod.	Descrizione / Description	Elemento sensibile / Sensitive element	Temp. Max
DLE003	TT-130/Pt sonda per rilievi ad immersione con guaina e raccordo filettato AISI304. Testa di connessione DIN-B. Inseribile nei seguenti pozzetti: CLO011: Pozzetto in AISI304 CLO012: Pozzetto in AISI316	Pt100	600°C

TT-130/Pt probe for immersion detection with sheath and threaded AISI304 connection. DIN-B connector head. May be inserted in the following types of pocket: CLO011: AISI304 pocket CLO012: AISI316 pocket



DLE033	TT-162/Pt Sonda cilindrica con gambo in AISI304. Fissaggio mediante raccordo scorrevole. Cavo L. 1 m	Pt100	400°C
--------	--	-------	-------

TT-162/Pt cylindrical probe with AISI304 stem. Held in place by sliding connection. 1 m cable

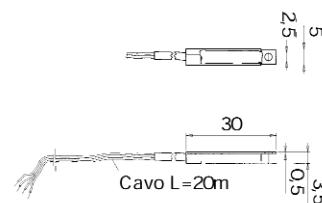


DLE041	TT-164/Pt Sonda cilindrica stagna in AISI304. Gambo a punta Per penetrazione. Cavo L. 2 m in PVC	Pt100	100°C
--------	--	-------	-------

TT-164/Pt cylindrical watertight AISI304 probe. Pointed stem to permit penetration. 2 m PVC cable

Sonde per rilievi a contatto / Contact temperature probes

Cod.	Descrizione / Description	Elemento sensibile / Sensitive element	Temp. Max
DLE090	<p>TT-227/Pt Sonda a piastrina in rame argentato per rilievi continui a contatto; anche per rilievi aero-termici. Fissaggio a vite. Cavo piatto a 4 fili L. 2 m</p> <p><i>TT-227/Pt silver-coated copper plate probe for continuous measurement by contact; may also be used for air temperature detection. Screwed in place. Flat 4-wire 2 m cable.</i></p>	Pt100	80°C



Sonde per rilievi aero-termici / Air temperature probes

Cod.	Descrizione / Description	Elemento sensibile / Sensitive element	Temp. Max
DLE120	<p>TT-350/Pt Sonda stagna per rilievi in cele per esterni. Accuratezza 1/3 DIN 43760. Collegamento a morsetti</p> <p><i>TT-350/Pt Sealed probe for detection in cells our outdoors. Accuracy 1/3 DIN 43760. Terminal connection.</i></p>	Pt100	80°C

